


20 To Crochet: Crocheted Mandalas Twenty To Make

Crocheted mandalas are a beautiful and versatile way to add a touch of bohemian flair to your home decor. They can be used as wall hangings, ties, coasters, or even dream catchers. Best of all, they're easy to make, even for beginners.



20 to Crochet: Crocheted Mandalas (Twenty to Make)

by Lynne Rowe

★★★★☆ 4.5 out of 5

Language : English

File size : 48161 KB

Screen Reader: Supported

Print length : 48 pages

Hardcover : 64 pages

Item Weight : 9.1 ounces

Dimensions : 8.07 x 0.47 x 6.14 inches



In this article, we'll share 20 free crochet mandala patterns that you can use to create your own unique works of art. These patterns range in difficulty from beginner to advanced, so there's something for everyone. Whether you're a seasoned crocheter or just starting out, we hope you'll find inspiration in these beautiful designs.

Materials You'll Need

- Yarn: Worsted weight yarn is a good choice for most crochet mandalas. You can use any color or type of yarn you like, but keep in

mind that the weight of the yarn will affect the size of your mandala.

- Crochet hook: The size of your crochet hook will depend on the weight of the yarn you're using. A good rule of thumb is to use a hook that is one size smaller than the recommended hook size for the yarn.
- Scissors
- Yarn needle

Basic Crochet Stitches

Before you start crocheting a mandala, it's important to be familiar with the basic crochet stitches. These stitches include:


- Single crochet (sc)
- Double crochet (dc)
- Triple crochet (tr)
- Slip stitch (sl st)

You can find tutorials for these stitches online or in a crochet book. Once you've mastered these basic stitches, you'll be ready to start crocheting mandalas.

Crochet Mandala Patterns

Now that you know the basics, it's time to start crocheting some mandalas! Here are 20 free crochet mandala patterns that you can use to create your own unique works of art.

1. Sunburst Mandala



This stunning sunburst mandala is made with worsted weight yarn and a 5mm crochet hook. It's a great pattern for beginners, as it uses only basic crochet stitches.

2. Rainbow Mandala



This cheerful rainbow mandala is made with worsted weight yarn and a 4mm crochet hook. It's a great way to add a pop of color to your home decor.

3. Mandala Madness



This intricate mandala is made with worsted weight yarn and a 3.5mm crochet hook. It's a challenging pattern, but the results are well worth it.

4. Mandala Magic



This beautiful mandala is made with worsted weight yarn and a 4.5mm crochet hook. It's a great pattern for intermediate crocheters.

5. Celtic Mandala



This stunning Celtic mandala is made with worsted weight yarn and a 4mm crochet hook. It's a challenging pattern, but the results are amazing.


These are just a few of the many free crochet mandala patterns that are available online. With so many beautiful designs to choose from, you're sure to find the perfect pattern for your next project.

Tips for Crocheting Mandalas

Here are a few tips for crocheting mandalas:

- Use a stitch marker to mark the beginning of each round. This will help you keep track of your progress and prevent you from making mistakes.
- Be patient and take your time. Crocheting mandalas can be time-consuming, but it's worth it when you see the finished product.
- Don't be afraid to experiment. There are no rules when it comes to crocheting mandalas. Feel free to mix and match different stitches and colors to create your own unique designs.

Crocheted mandalas are a beautiful and versatile way to add a touch of bohemian flair to your home decor. They're also a great way to practice your crochet skills. With so many free crochet mandala patterns available online, you're sure to find the perfect pattern for your next project. So what are you waiting for? Grab your hook and yarn and start crocheting today!



20 to Crochet: Crocheted Mandalas (Twenty to Make)

by Lynne Rowe

★★★★☆ 4.5 out of 5

Language : English

File size : 48161 KB

Screen Reader: Supported

Print length : 48 pages

Hardcover : 64 pages


Item Weight : 9.1 ounces

Dimensions : 8.07 x 0.47 x 6.14 inches

FREE


DOWNLOAD E-BOOK





An Extensive Guide to Road Races in the Southern United States: Discover the Scenic Routes, Elevation Challenges, and Post-Race Festivities

Welcome to the vibrant world of Southern road racing! The Southern United States is a treasure trove of captivating races that offer a unique blend...



How to Create Your Cosmetic Brand in 7 Steps: A Comprehensive Guide

The cosmetic industry is booming, with an estimated global market size of over \$532 billion. If you're passionate about beauty and have a knack for entrepreneurship,...