


A Comprehensive Guide to Easy Classical Violin Solos for Beginners and Intermediate Players



Easy Classical Violin Solos: Featuring music of Bach, Mozart, Beethoven, Vivaldi and other composers.

by Javier Marcó

★★★★☆ 4.4 out of 5

Language : English

File size : 1557 KB

Screen Reader: Supported

Print length : 48 pages

Lending : Enabled



Are you a beginner or intermediate violin player looking to expand your repertoire with some easy classical solos? If so, you're in the right place! In this article, we'll provide you with a comprehensive guide to easy classical violin solos that are perfect for players of all levels.

We'll start by providing you with a list of popular easy classical violin solos. Then, we'll offer some tips on how to learn them and provide some advice on performance. So, whether you're just starting out or you're looking to take your playing to the next level, read on for everything you need to know about easy classical violin solos.

List of Easy Classical Violin Solos

Here is a list of popular easy classical violin solos that are perfect for beginners and intermediate players:

- Twinkle, Twinkle, Little Star
- Mary Had a Little Lamb
- Hot Cross Buns
- Lightly Row
- Silent Night
- Jingle Bells
- Ode to Joy
- Für Elise
- Canon in D
- Ave Maria

These solos are all relatively short and easy to learn, making them perfect for beginners. They also sound beautiful when played well, so they're perfect for performance.

Tips for Learning Easy Classical Violin Solos

Here are some tips for learning easy classical violin solos:

- Start by listening to the solo several times. This will help you get a feel for the melody and the rhythm.
- Once you're familiar with the solo, start by practicing it slowly. Focus on playing the notes accurately and in time.

- As you get more comfortable with the solo, you can gradually increase the speed.
- Be sure to practice the solo in different positions. This will help you develop your left-hand technique.
- Don't be afraid to make mistakes. Everyone makes mistakes when learning a new piece of music.
- If you get stuck, don't hesitate to ask your violin teacher for help.


Advice on Performance

Here is some advice on performance:

- When you're performing a solo, it's important to be confident. Remember that you've practiced hard and that you know the music.
- Make sure you're playing with good posture and technique. This will help you produce a beautiful sound.
- Pay attention to the dynamics of the music. Some parts of the solo will be loud and others will be soft.
- Be expressive when you're playing. This will help you connect with the audience.
- Don't be afraid to take risks. If you're feeling confident, you can try adding some embellishments or variations to the solo.

Learning and performing easy classical violin solos is a great way to improve your playing skills. With a little practice, you'll be able to master these solos and impress your friends and family.

So, what are you waiting for? Start practicing today!



Easy Classical Violin Solos: Featuring music of Bach, Mozart, Beethoven, Vivaldi and other composers.

by Javier Marcó

★★★★☆ 4.4 out of 5


Language : English

File size : 1557 KB

Screen Reader: Supported

Print length : 48 pages

Lending : Enabled



An Extensive Guide to Road Races in the Southern United States: Discover the Scenic Routes, Elevation Challenges, and Post-Race Festivities

Welcome to the vibrant world of Southern road racing! The Southern United States is a treasure trove of captivating races that offer a unique blend...



How to Create Your Cosmetic Brand in 7 Steps: A Comprehensive Guide

The cosmetic industry is booming, with an estimated global market size of over \$532 billion. If you're passionate about beauty and have a knack for entrepreneurship,...

