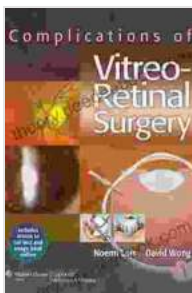


Comprehensive Guide to Complications of Vitreo Retinal Surgery: A Comprehensive Overview

Vitreo retinal surgery is a complex surgical procedure that involves the removal of the vitreous gel and the treatment of various retinal conditions. While this surgery is generally safe and effective, there are potential complications that can occur.



Complications of Vitreo-Retinal Surgery by Noemi Lois

★★★★☆ 4.7 out of 5

Language : English

File size : 23973 KB

Text-to-Speech : Enabled

Enhanced typesetting : Enabled

Print length : 529 pages

Screen Reader : Supported



This article aims to provide a comprehensive overview of the potential complications of vitreo retinal surgery, including their causes, symptoms, and management strategies. By understanding these potential risks, patients can make informed decisions regarding this crucial surgical procedure.

Causes of Complications

There are various factors that can contribute to the occurrence of complications during vitreo retinal surgery. These include:

- Patient-related factors, such as age, overall health, and underlying medical conditions
- Surgical factors, such as the complexity of the procedure, the surgeon's experience, and the use of specific surgical techniques
- Post-operative factors, such as infection, inflammation, and bleeding

Types of Complications

The potential complications of vitreo retinal surgery can be classified into several categories, including:

Visual Complications

- **Vision loss:** This is the most serious potential complication of vitreo retinal surgery. It can occur due to damage to the retina, optic nerve, or macula.
- **Retinal detachment:** This occurs when the retina separates from the underlying choroid. It can lead to vision loss if not promptly treated.
- **Macular hole:** This is a hole in the macula, the central part of the retina responsible for sharp central vision.

Infectious Complications

- **Endophthalmitis:** This is a serious infection of the inside of the eye. It can lead to vision loss if not promptly treated.
- **Retinitis:** This is an inflammation of the retina. It can be caused by infection, autoimmune disorders, or other medical conditions.

Proliferative Complications

- **Proliferative vitreoretinopathy (PVR):** This is a condition in which scar tissue forms on the surface of the retina. It can lead to retinal detachment and vision loss.

Hemorrhagic Complications

- **Vitreous hemorrhage:** This occurs when blood fills the vitreous gel. It can obstruct vision and lead to retinal detachment.

Other Complications

- **Retinal tear:** This is a break in the retina. It can lead to retinal detachment.
- **Cataracts:** This is a clouding of the lens of the eye. It can occur as a result of vitreo retinal surgery or as a pre-existing condition.
- **Glaucoma:** This is a condition in which the pressure inside the eye is increased. It can lead to vision loss if not treated.

Symptoms of Complications

The symptoms of complications following vitreo retinal surgery can vary depending on the type of complication. Some common symptoms include:

- Blurred vision
- Floaters
- Flashes of light
- Eye pain
- Redness

- Swelling

It is important to seek immediate medical attention if you experience any of these symptoms following vitreo retinal surgery.

Management of Complications

The management of complications following vitreo retinal surgery depends on the type of complication. Treatment options may include:

- **Laser treatment:** This can be used to seal retinal tears, stop bleeding, and reduce inflammation.
- **Cryotherapy:** This involves freezing the retina to destroy abnormal tissue.
- **Surgery:** This may be necessary to repair retinal detachments, remove scar tissue, or drain vitreous hemorrhage.
- **Medications:** These can be used to control inflammation, prevent infection, and reduce intraocular pressure.

Prevention of Complications

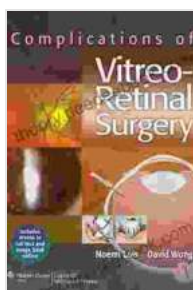
While not all complications can be prevented, there are certain measures that can be taken to reduce the risk, including:

- Choosing an experienced surgeon
- Following the surgeon's instructions carefully before and after surgery
- Managing underlying medical conditions, such as diabetes and high blood pressure

- Avoiding activities that could put stress on the eye, such as heavy lifting or contact sports

Vitreo retinal surgery is a complex procedure that can effectively treat a variety of retinal conditions. However, there are potential complications that can occur. By understanding the causes, symptoms, and management strategies for these complications, patients can make informed decisions regarding this critical surgical procedure.

If you are considering vitreo retinal surgery, it is important to discuss the potential risks and benefits with your doctor. Your doctor can help you weigh the risks and benefits and determine if this surgery is right for you.



Complications of Vitreo-Retinal Surgery by Noemi Lois

★★★★☆ 4.7 out of 5

Language : English

File size : 23973 KB

Text-to-Speech : Enabled

Enhanced typesetting : Enabled


Print length : 529 pages

Screen Reader : Supported

FREE


DOWNLOAD E-BOOK





An Extensive Guide to Road Races in the Southern United States: Discover the Scenic Routes, Elevation Challenges, and Post-Race Festivities

Welcome to the vibrant world of Southern road racing! The Southern United States is a treasure trove of captivating races that offer a unique blend...



How to Create Your Cosmetic Brand in 7 Steps: A Comprehensive Guide

The cosmetic industry is booming, with an estimated global market size of over \$532 billion. If you're passionate about beauty and have a knack for entrepreneurship,...