

# How to Write On Anything in Two Weeks or Less: A Comprehensive Guide for Aspiring Writers

Embarking on a writing journey can evoke both excitement and trepidation, especially when faced with a daunting subject or a tight deadline. However, with the right strategies and a systematic approach, it is possible to write effectively on virtually any topic in just two weeks or less. This comprehensive guide will provide you with a step-by-step roadmap to help you conquer your writing challenges and produce high-quality written content within an accelerated time frame.

## Phase 1: Preparation and Research (Days 1-3)

### Day 1: Define Your Objective and Identify Your Target Audience

Begin by clearly defining the purpose of your writing. Determine whether you aim to inform, persuade, entertain, or simply document. Identify your target audience and tailor your writing style accordingly, considering their interests, knowledge level, and reading habits.



## How to Write a Book on Anything in Two Weeks or Less!: Total Writing Concept for Fiction & Non-Fiction Authors with the Incredible Imagination Machine and Easy as PIE Editing Technique by Alesa Lightbourne

★★★★☆ 4 out of 5

Language : English  
File size : 2247 KB  
Text-to-Speech : Enabled  
Screen Reader : Supported  
Enhanced typesetting : Enabled  
Word Wise : Enabled

Print length : 310 pages  
Lending : Enabled


FREE

DOWNLOAD E-BOOK



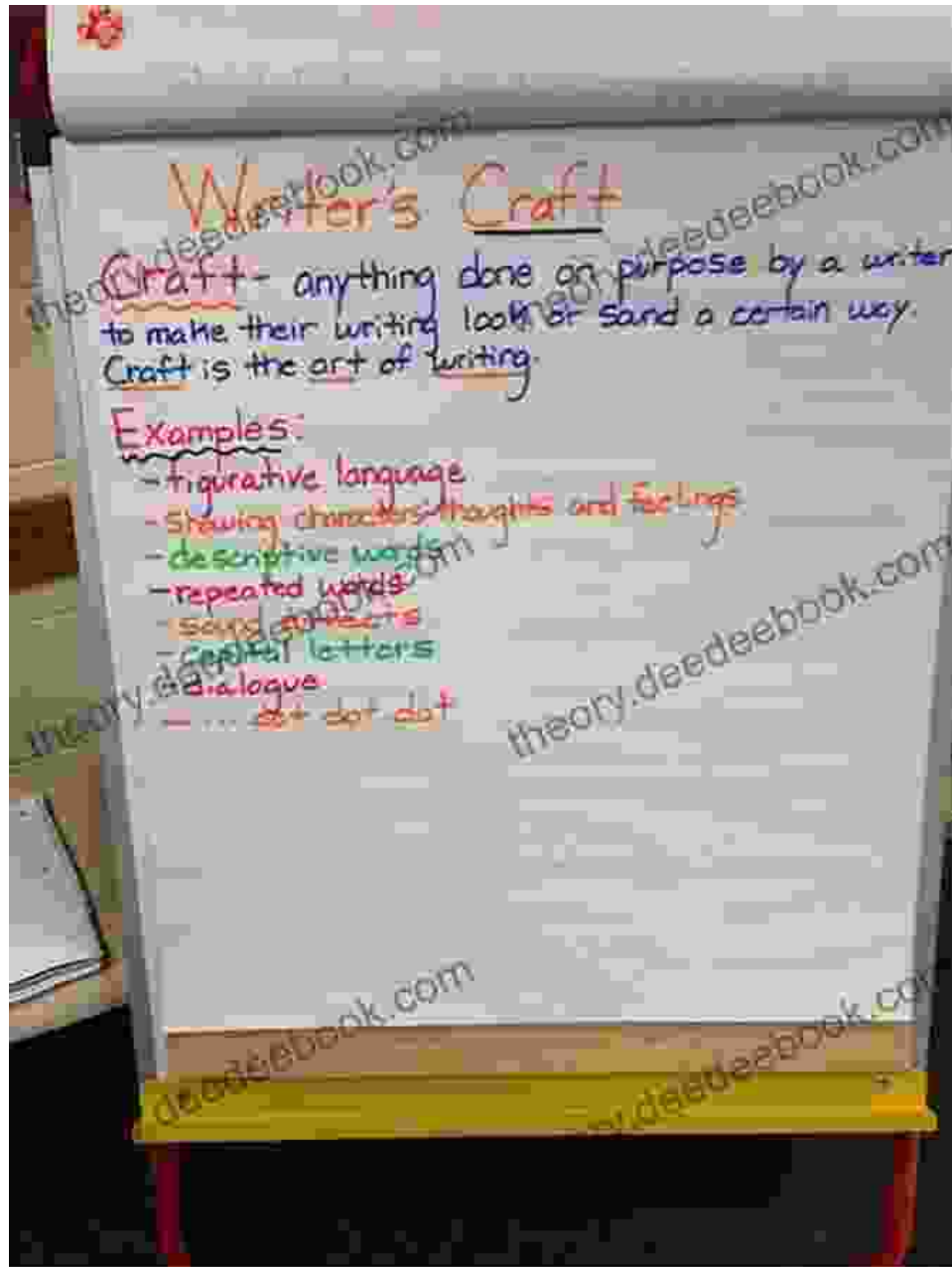
## Day 2: Gather Information and Explore Perspectives

Immerse yourself in research to gather relevant information and explore diverse perspectives on your topic. Utilize reputable sources such as books, journals, articles, and websites. Conduct interviews with experts or individuals with firsthand experience to enrich your understanding.



### **Day 3: Craft an Outline and Establish Structure**

Organize your research into a logical and coherent outline. Determine the main points you wish to convey and the supporting details that will support your argument or narrative. Establishing a clear structure will guide your writing process and ensure a cohesive final product.



## Phase 2: Writing and Editing (Days 4-10)

### Day 4-6: Compose Your First Draft

Set aside dedicated writing time each day. Write without self-editing or overanalyzing your words. Focus on capturing your ideas and presenting them in a clear and concise manner. Don't worry about perfection at this stage; the purpose is to get your thoughts down on paper.



### **Day 7: Take a Break and Reflect**

Step away from your writing momentarily. Allow your subconscious mind to process the information and gain fresh perspectives. Engage in activities that stimulate your creativity, such as going for a walk or reading.



### **Day 8-10: Revise, Edit, and Proofread Thoroughly**

Carefully review your first draft and make necessary revisions to improve clarity, accuracy, and flow. Eliminate any unnecessary or repetitive information, and ensure your writing adheres to the principles of grammar, punctuation, and style.



### **Phase 3: Finalization (Days 11-14)**

#### **Day 11: Seek Feedback and Refine Your Writing**

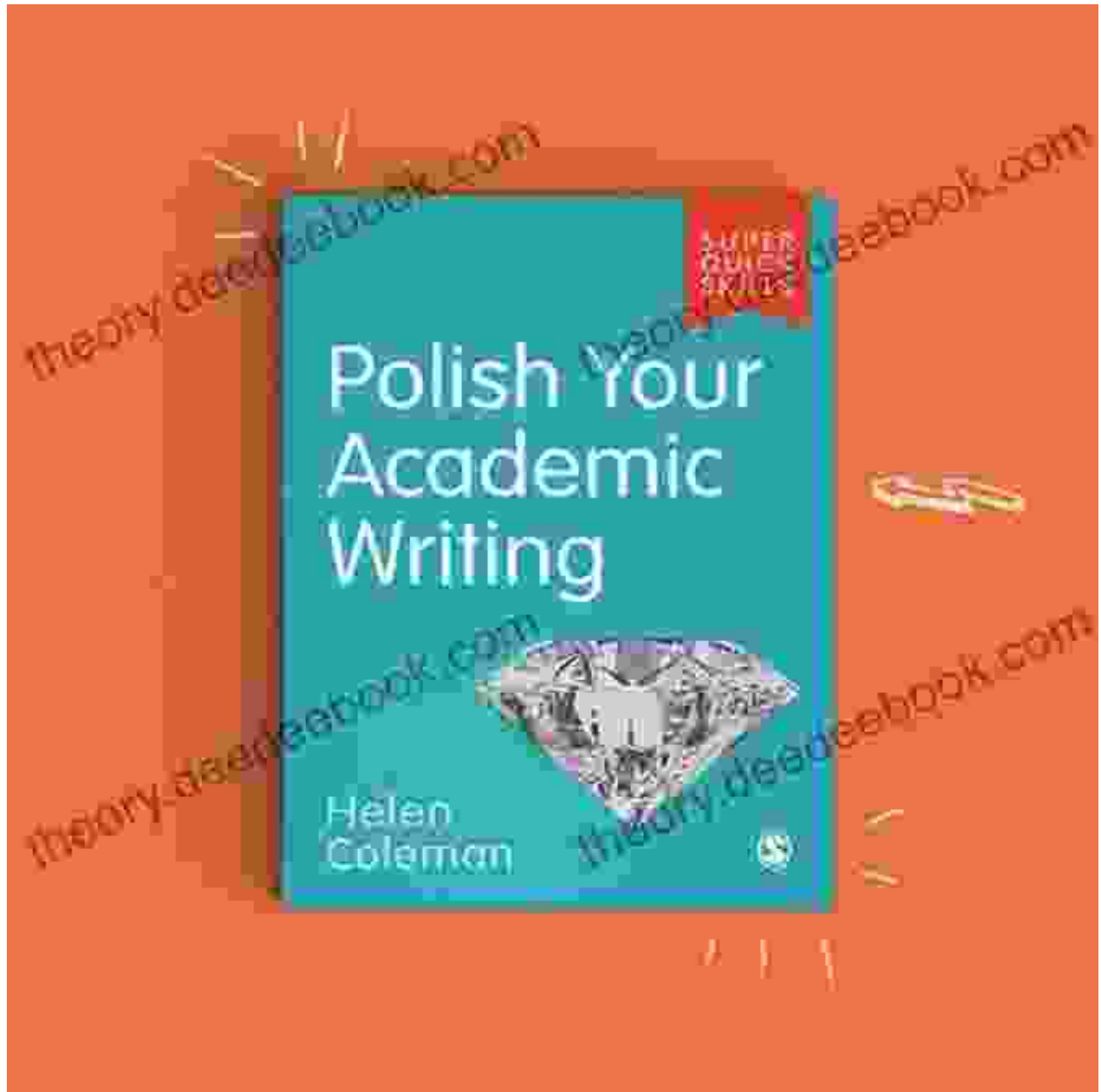
Share your revised draft with a trusted friend, colleague, or writing mentor. Seek constructive criticism and incorporate valuable suggestions to enhance your writing further.



### **Day 12-13: Polish and Perfect Your Content**

Refine your writing style, ensuring it aligns with your target audience and purpose. Polish the to captivate readers, provide clear transitions between paragraphs, and craft a memorable that leaves a lasting impression.





## Day 14: Finalize and Submit Your Work

Proofread your final draft meticulously, eliminating any remaining errors. Format it appropriately according to the requirements, and submit your work with confidence, knowing that you have produced a high-quality written piece in a timely manner.



"While the decision to register copyright before submission is a personal choice, remember that your writing is protected under copyright law from the moment of creation, whether on paper or screen."

-Robert Lee Brewer




Mastering the art of writing effectively in a short time frame requires dedication, organization, and a systematic approach. By following the steps outlined in this comprehensive guide, you can overcome the challenges of writing on any topic in just two weeks or less. Remember to set realistic goals, allocate your time wisely, and seek feedback to refine your writing. With perseverance and a commitment to improvement, you can unlock your writing potential and produce exceptional written content that meets your objectives and captivates your readers.



## How to Write a Book on Anything in Two Weeks or Less!: Total Writing Concept for Fiction & Non-Fiction Authors with the Incredible Imagination Machine and Easy as PIE Editing Technique by Alesa Lightbourne

★★★★☆ 4 out of 5

Language	: English
File size	: 2247 KB
Text-to-Speech	: Enabled
Screen Reader	: Supported
Enhanced typesetting	: Enabled
Word Wise	: Enabled
Print length	: 310 pages
Lending	: Enabled



## An Extensive Guide to Road Races in the Southern United States: Discover the Scenic Routes, Elevation Challenges, and Post-Race Festivities

Welcome to the vibrant world of Southern road racing! The Southern United States is a treasure trove of captivating races that offer a unique blend...



## How to Create Your Cosmetic Brand in 7 Steps: A Comprehensive Guide

The cosmetic industry is booming, with an estimated global market size of over \$532 billion. If you're passionate about beauty and have a knack

for entrepreneurship,...