


# Radiologic Atlas of Abuse, Torture, Terrorism, and Inflicted Trauma: A Comprehensive Guide for Healthcare Professionals

Trauma, whether intentional or unintentional, is a prevalent and devastating global issue. Radiologists play a critical role in the detection, diagnosis, and documentation of trauma, particularly in cases of abuse, torture, terrorism, and inflicted trauma.

The Radiologic Atlas of Abuse, Torture, Terrorism, and Inflicted Trauma is a comprehensive resource that provides healthcare professionals with essential knowledge and guidance in these challenging cases. This article will delve into the key aspects of the atlas, highlighting its significance and value for medical professionals.

The Radiologic Atlas of Abuse, Torture, Terrorism, and Inflicted Trauma addresses a crucial unmet need in medical education and practice. It provides a standardized and evidence-based approach to the radiologic evaluation of trauma, ensuring that healthcare professionals are equipped with the necessary knowledge and skills to effectively diagnose and manage these cases.



## A Radiologic Atlas of Abuse, Torture, Terrorism, and Inflicted Trauma by Joe Words

★★★★☆ 4 out of 5

Language : English

File size : 10047 KB

Text-to-Speech : Enabled

Screen Reader : Supported

Enhanced typesetting : Enabled

Word Wise : Enabled  
Print length : 501 pages



The atlas serves as a valuable tool for:

The Radiologic Atlas of Abuse, Torture, Terrorism, and Inflicted Trauma covers a wide range of topics, including:


The Radiologic Atlas of Abuse, Torture, Terrorism, and Inflicted Trauma is distinguished by several unique features:

The Radiologic Atlas of Abuse, Torture, Terrorism, and Inflicted Trauma offers numerous benefits to healthcare professionals:

The Radiologic Atlas of Abuse, Torture, Terrorism, and Inflicted Trauma is an indispensable resource for healthcare professionals involved in the diagnosis and management of trauma. Its comprehensive content, high-quality images, and expert authorship make it a valuable tool for improving diagnostic accuracy, enhancing patient care, and contributing to the pursuit of justice. By providing standardized guidance and evidence-based information, the atlas empowers healthcare professionals to make a meaningful difference in the lives of trauma victims.

**Call to Action** Healthcare professionals are encouraged to familiarize themselves with the Radiologic Atlas of Abuse, Torture, Terrorism, and Inflicted Trauma. This essential resource can be accessed through various online platforms and medical libraries. By leveraging the knowledge and guidance provided in the atlas, healthcare professionals can enhance their


ability to detect, diagnose, and document trauma-related injuries, contributing to better patient care and the pursuit of justice for victims.



## A Radiologic Atlas of Abuse, Torture, Terrorism, and Inflicted Trauma by Joe Words

★★★★☆ 4 out of 5

Language : English  
File size : 10047 KB  
Text-to-Speech : Enabled  
Screen Reader : Supported  
Enhanced typesetting : Enabled  
Word Wise : Enabled  
Print length : 501 pages



## An Extensive Guide to Road Races in the Southern United States: Discover the Scenic Routes, Elevation Challenges, and Post-Race Festivities

Welcome to the vibrant world of Southern road racing! The Southern United States is a treasure trove of captivating races that offer a unique blend...



## How to Create Your Cosmetic Brand in 7 Steps: A Comprehensive Guide

The cosmetic industry is booming, with an estimated global market size of over \$532 billion. If you're passionate about beauty and have a knack

for entrepreneurship,...