

Scrap Quilt Secrets: Design Techniques for Knockout Results




Scrap quilts are a great way to use up leftover fabric scraps and create unique and beautiful quilts. But designing a scrap quilt can be challenging, especially if you want to achieve a cohesive and eye-catching look. In this

article, we will share some expert design techniques that will help you create knockout scrap quilts.

Choosing Fabrics

The first step in designing a scrap quilt is choosing the fabrics. When selecting fabrics, it is important to consider the following factors:



Scrap Quilt Secrets: 6 Design Techniques for Knockout

Results by Diane D. Knott

★★★★☆ 4.7 out of 5

Language : English
File size : 47295 KB
Text-to-Speech : Enabled
Screen Reader : Supported
Enhanced typesetting : Enabled
Print length : 112 pages



- **Color:** The colors of the fabrics you choose will have a big impact on the overall look of your quilt. If you want a bright and cheerful quilt, choose fabrics in a variety of bright colors. If you want a more subdued quilt, choose fabrics in more muted colors.
- **Pattern:** The patterns of the fabrics you choose can also affect the look of your quilt. If you want a quilt with a lot of visual interest, choose fabrics with a variety of patterns. If you want a quilt with a more シンプルな look, choose fabrics with simpler patterns.
- **Texture:** The textures of the fabrics you choose can also add interest to your quilt. Choose fabrics with a variety of textures, such as smooth, bumpy, or textured fabrics.

Arranging Scraps

Once you have chosen your fabrics, it is time to start arranging them. There are many different ways to arrange scraps, so experiment until you find a layout that you like. Here are a few tips for arranging scraps:

- **Start with a plan:** Before you start sewing, take some time to plan out your layout. This will help you avoid making mistakes and ensure that your quilt comes together smoothly.
- **Use a variety of sizes and shapes:** Using a variety of sizes and shapes of scraps will add interest to your quilt. Don't be afraid to mix and match different sizes and shapes of scraps.
- **Create focal points:** You can create focal points in your quilt by using larger pieces of fabric or by grouping together similar colors or patterns.
- **Experiment with different layouts:** Don't be afraid to experiment with different layouts until you find one that you like. There is no right or wrong way to arrange scraps.

Using Color and Pattern


Color and pattern can be used to create a variety of effects in your scrap quilt. Here are a few tips for using color and pattern:

- **Use contrasting colors:** Contrasting colors will create a bold and eye-catching look. For example, you could use red and green scraps or blue and yellow scraps.
- **Use analogous colors:** Analogous colors are colors that are next to each other on the color wheel. They will create a more harmonious

and subtle look. For example, you could use blue, green, and yellow scraps or red, orange, and yellow scraps.

- **Use a variety of patterns:** Using a variety of patterns will add interest to your quilt. For example, you could use floral scraps, geometric scraps, and striped scraps.
- **Experiment with different color and pattern combinations:** Don't be afraid to experiment with different color and pattern combinations until you find one that you like. There is no right or wrong way to use color and pattern.

By following these design techniques, you can create stunning scrap quilts that will be treasured for years to come. So get creative and start experimenting with different fabrics, arrangements, and color combinations. You're sure to come up with some amazing results!



Scrap Quilt Secrets: 6 Design Techniques for Knockout

Results by Diane D. Knott

★★★★☆ 4.7 out of 5


Language : English
File size : 47295 KB
Text-to-Speech : Enabled
Screen Reader : Supported
Enhanced typesetting : Enabled
Print length : 112 pages





An Extensive Guide to Road Races in the Southern United States: Discover the Scenic Routes, Elevation Challenges, and Post-Race Festivities

Welcome to the vibrant world of Southern road racing! The Southern United States is a treasure trove of captivating races that offer a unique blend...



How to Create Your Cosmetic Brand in 7 Steps: A Comprehensive Guide

The cosmetic industry is booming, with an estimated global market size of over \$532 billion. If you're passionate about beauty and have a knack for entrepreneurship,...