


Sewing Patterns for Handmade Lingerie: A Comprehensive Guide to French Knickers, Cotton Briefs, and More



Knickers!: 6 Sewing Patterns for Handmade Lingerie including French knickers, cotton briefs and saucy

Brazilians by Delia Adey

★★★★☆ 4.1 out of 5

Language : English
File size : 9842 KB
Text-to-Speech : Enabled
Screen Reader : Supported
Enhanced typesetting : Enabled
Print length : 88 pages



Embark on a captivating journey into the realm of handmade lingerie with our meticulously crafted guide to sewing patterns. In this comprehensive exploration, we unravel the secrets of creating exquisite lingerie pieces from the comfort of your own home.

French Knickers: A Timeless Classic

Indulge in the allure of French knickers, renowned for their delicate lace, flattering high-waisted design, and cheeky rear coverage. Our carefully curated selection of sewing patterns empowers you to craft your own signature pair.



Pattern Options:

- **Simplicity 8808:** A classic French knicker pattern with a high waist, lace trim, and elastic leg openings.
- **Vogue V9344:** A sophisticated pattern featuring a sheer lace overlay, scalloped edges, and a comfortable elastic waistband.

- **Butterick B6529:** A versatile pattern that allows you to create both French knickers and boy shorts, with options for lace or cotton fabric.

Cotton Briefs: Comfort and Confidence

Experience the unparalleled comfort and breathability of cotton briefs. Our curated collection of sewing patterns offers a range of styles to suit every preference.

Classic BRIEFS for men

6 SIZES

PDF

PATTERN ROUTINE

cod #muws01

for **KNIT** fabrics with **SPANDEX** (4-way stretch)

YouTube Sewing Video INCLUDED

XS	S	M	L	XL	2XL
----	---	---	---	----	-----

The image is a promotional graphic for a sewing pattern. It features two line drawings of men's briefs: one with a fly and one without. A size chart at the bottom lists sizes XS, S, M, L, XL, and 2XL. There are icons for a PDF file, a YouTube video, and a 'Pattern Routine' badge. The text '6 SIZES' is in a green circle, and 'cod #muws01' is written below the second brief. A watermark 'theoryofsewing.com' is visible across the image.

Pattern Options:

- **McCall's M7959:** A classic cotton brief pattern with a low-rise waistband and a comfortable leg opening.
- **Kwik Sew 3857:** A versatile pattern that allows you to create both full-coverage briefs and cheeky bikinis.
- **Simplicity 3912:** A sporty and comfortable pattern with a high-waisted waistband and mesh panels for breathability.

Beyond the Basics: Exploring Special Occasions

Elevate your lingerie collection with exquisite sewing patterns designed for special occasions. From romantic lace teddies to alluring garters, discover a world of possibilities.

Lace Teddy Pattern:



Simplicity 8737: Create an enchanting lace teddy with intricate details, a plunging neckline, and a comfortable elastic waistband.

Garter Belt Pattern:



Vogue Patterns V1669: Craft a seductive garter belt with adjustable straps, delicate lace trim, and a comfortable elastic waistband.

Choosing the Right Pattern for You

To select the perfect sewing pattern, consider the following factors:

- **Skill Level:** Choose a pattern that aligns with your sewing experience. Beginners may opt for simpler patterns, while experienced sewers can tackle more complex designs.
- **Body Type:** Different patterns are designed to flatter different body types. Consider your measurements and silhouette when selecting a pattern.
- **Style Preference:** Explore a variety of styles, from classic French knickers to sporty briefs and alluring teddies. Choose a pattern that reflects your personal taste.
- **Fabric Choice:** The fabric you choose will impact the look, feel, and comfort of your lingerie. Lace and mesh offer a delicate touch, while cotton provides breathable comfort.


Sewing Tips and Techniques

Elevate your lingerie creations with these essential sewing tips:

- **Use a sharp needle:** A sharp needle will ensure clean and precise stitches, especially when working with delicate fabrics.
- **Practice on scrap fabric:** Test out different stitches and techniques before sewing on the actual fabric.
- **Take your time:** Lingerie sewing requires patience and precision. Don't rush the process to avoid mistakes.
- **Use the right presser foot:** Different presser feet can assist with specific tasks, such as sewing lace or elastic.

- **Finish the seams:** Properly finishing the seams will prevent fraying and enhance the durability of your lingerie.

Delve into the captivating world of handmade lingerie with our comprehensive guide to sewing patterns. From French knickers to cotton briefs and beyond, discover a treasure trove of patterns to create exquisite pieces that exude comfort, confidence, and feminine allure. Embrace the art of lingerie making and unleash your creativity. May your handmade lingerie bring you joy and empowerment for years to come.



Knickers!: 6 Sewing Patterns for Handmade Lingerie including French knickers, cotton briefs and saucy

Brazilians by Delia Adey

★★★★☆ 4.1 out of 5

Language : English

File size : 9842 KB


Text-to-Speech : Enabled

Screen Reader : Supported

Enhanced typesetting : Enabled


Print length : 88 pages





An Extensive Guide to Road Races in the Southern United States: Discover the Scenic Routes, Elevation Challenges, and Post-Race Festivities

Welcome to the vibrant world of Southern road racing! The Southern United States is a treasure trove of captivating races that offer a unique blend...



How to Create Your Cosmetic Brand in 7 Steps: A Comprehensive Guide

The cosmetic industry is booming, with an estimated global market size of over \$532 billion. If you're passionate about beauty and have a knack for entrepreneurship,...