

The 7 Stroke Roll Drum Rudiment : The 7 Stroke Roll Around The Drum Set (Drum Rudiments)


In the realm of percussion, the stroke roll emerges as a fundamental and versatile rudiment that forms the cornerstone of countless drumming styles. It is a technique that allows drummers to execute a continuous and even stream of single-stroke rolls, enhancing their playing with precision, fluidity, and rhythmic complexity. In this comprehensive article, we delve into the world of the stroke roll, exploring its intricacies, variations, and application in various musical genres. We will provide detailed instructions on how to master this rudiment, empowering aspiring drummers with the knowledge and skills to incorporate it into their playing and elevate their performances.

Understanding the Stroke Roll

The stroke roll is essentially a series of alternating single strokes played at a consistent speed. It is commonly notated as "RLRLRL..." or "RRRRRRR..." on a drum sheet. The "R" stands for the right hand, and the "L" represents the left hand. The stroke roll can be executed on a single drum or across multiple drums, creating a dynamic and engaging rhythmic pattern.

Variations of the Stroke Roll

While the basic stroke roll remains a vital rudiment, drummers have innovated and developed numerous variations to expand its expressive potential. Some of the most popular variations include:



The 7 Stroke Roll Drum Rudiment : The 7 Stroke Roll around the Drum Set (Drum Rudiments) by D. Mark Agostinelli

★★★★☆ 4.2 out of 5

Language : English
File size : 21796 KB
Print length : 110 pages
Lending : Enabled
Screen Reader: Supported
Paperback : 74 pages
Item Weight : 8.8 ounces
Dimensions : 8.5 x 0.18 x 11 inches



1. Single Stroke Roll:

- A standard stroke roll played at a moderate tempo, typically between 80-120 beats per minute.

2. Double Stroke Roll:

- A variation where two strokes are played with each hand, resulting in a slightly thicker and louder sound.
- It is notated as "RLLRLL..." or "RRRRLLLLLL..."

3. Triple Stroke Roll:

- Similar to the double stroke roll, but with three strokes played on each hand.

4. Paradiddle Stroke Roll:

- A combination of single and double strokes, creating a syncopated rhythmic pattern.

How to Master the Stroke Roll

Mastering the stroke roll requires patience, dedication, and a proper technique. Here is a step-by-step guide to help you develop a clean and consistent stroke roll:

1. Setup:

- Sit up straight with your elbows close to your body and your wrists slightly tilted.
- Place your drumsticks on the drumhead with an open hand grip, making sure your fulcrum is balanced.

2. Basic Hand Motion:

- Use an alternating motion between your hands, striking the drumhead with each downward stroke.
- Keep your wrists loose and your forearms relaxed to avoid tension.

3. Maintaining Tempo:

- Start by practicing at a slow tempo and gradually increase the speed as you gain control.
- Use a metronome or practice along with backing tracks to help you stay on beat.

4. Accuracy and Consistency:

- Focus on striking the drumhead cleanly and evenly with each stroke.
- Practice playing the stroke roll on both your dominant and non-dominant hands to ensure balance.

Applications of the Stroke Roll in Different Drumming Styles

1. Jazz:

- The stroke roll is ubiquitous in jazz drumming, providing a steady and flowing foundation for improvisation and solos.

2. Rock:

- Double stroke rolls are commonly used in rock drumming to create a powerful and driving beat.

3. Metal:

- Triple stroke rolls are often incorporated into metal drumming to create a fast and aggressive rhythmic pattern.

4. Funk:

- The stroke roll is used in funk drumming to establish a consistent and funky groove.

Advanced Techniques for Stroke Roll Mastery

1. Accents and Dynamics:

- Add accents to your stroke rolls to create rhythmic interest and dynamics.
- Practice controlling the volume and intensity of your strokes to enhance expressiveness.

2. Speed and Endurance:


- Gradually increase the speed of your stroke rolls to develop agility and endurance.

- Use practice exercises and techniques to improve your overall hand speed and coordination.

3. Hybrid Rudiments:

- Combine the stroke roll with other rudiments to create complex and innovative rhythmic patterns.
- Explore combinations such as flam stroke rolls, paradiddle-diddle stroke rolls, and more.

The stroke roll is an essential rudiment that serves as a gateway to countless possibilities in the world of drumming. By understanding its variations, mastering its technique, and exploring its applications, drummers can unlock a vast array of rhythms and enhance their overall playing. Whether you aspire to groove with jazz legends, drive a rock band with thunderous beats, or experiment with the intricate rhythms of metal, the stroke roll empowers you with the foundation to achieve your drumming goals. Embrace it, practice diligently, and let the stroke roll ignite your passion for the art of percussion.




The 7 Stroke Roll Drum Rudiment : The 7 Stroke Roll around the Drum Set (Drum Rudiments) by D. Mark Agostinelli

★★★★☆ 4.2 out of 5

Language : English
File size : 21796 KB
Print length : 110 pages
Lending : Enabled
Screen Reader: Supported
Paperback : 74 pages
Item Weight : 8.8 ounces
Dimensions : 8.5 x 0.18 x 11 inches


FREE

DOWNLOAD E-BOOK



An Extensive Guide to Road Races in the Southern United States: Discover the Scenic Routes, Elevation Challenges, and Post-Race Festivities

Welcome to the vibrant world of Southern road racing! The Southern United States is a treasure trove of captivating races that offer a unique blend...



How to Create Your Cosmetic Brand in 7 Steps: A Comprehensive Guide

The cosmetic industry is booming, with an estimated global market size of over \$532 billion. If you're passionate about beauty and have a knack for entrepreneurship,...