


The Double Stroke Drum Rudiment: A Comprehensive Guide to the Essential Roll

The double stroke drum rudiment is one of the most fundamental and essential rudiments in drumming. It is a basic building block for many more advanced rudiments and drum fills, and it is also a great way to develop your speed, control, and coordination.

In this comprehensive guide, we will discuss everything you need to know about the double stroke drum rudiment, including its history, technique, and variations. We will also provide you with some練習 to help you improve your double stroke technique.

The double stroke drum rudiment is a relatively new rudiment, dating back only about 100 years. It was first developed by American drummers in the early 1900s, and it quickly became a staple of jazz drumming. Today, the double stroke drum rudiment is used in all styles of music, from rock to pop to country.



The Double Stroke Drum Rudiment: The Double Stroke Roll Around the Drum Set (Drum Rudiments Book 2)

by D. Mark Agostinelli

★★★★★ 5 out of 5

Language : English

File size : 14229 KB

Text-to-Speech : Enabled

Print length : 64 pages

Lending : Enabled

Screen Reader : Supported



The double stroke drum rudiment is played by striking the drum with two consecutive strokes of the stick. The first stroke is played with the right hand, and the second stroke is played with the left hand. The strokes should be even and consistent, and they should be played at a relatively fast tempo.

To play the double stroke drum rudiment correctly, it is important to use a proper grip and posture. The traditional grip is the matched grip, in which the sticks are held parallel to each other with the thumbs up. The index finger of each hand should be placed on top of the stick, and the other three fingers should be curled around the stick.

The posture should be relaxed and comfortable. The elbows should be slightly bent, and the wrists should be slightly flexed. The feet should be shoulder-width apart, and the knees should be slightly bent.

Once you have a proper grip and posture, you can begin practicing the double stroke drum rudiment. Start by playing the rudiment slowly and gradually increase the tempo as you become more comfortable. Be sure to practice on both the right and left hands, and focus on keeping the strokes even and consistent.

There are many variations of the double stroke drum rudiment. Some of the most common variations include:

- **Single-stroke double:** This variation is played by striking the drum with a single stroke followed by a double stroke.

- **Double-stroke single:** This variation is played by striking the drum with a double stroke followed by a single stroke.
- **Triple stroke roll:** This variation is played by striking the drum with three consecutive strokes of the stick.
- **Quadruple stroke roll:** This variation is played by striking the drum with four consecutive strokes of the stick.


These are just a few of the many variations of the double stroke drum rudiment. As you become more proficient with the basic rudiment, you can experiment with different variations to create your own unique drum fills.

The best way to improve your double stroke technique is to practice regularly. Here are a few 練習 that can help you get started:

- **Single-stroke double:** Practice playing the single-stroke double variation slowly and gradually increase the tempo. Focus on keeping the strokes even and consistent.
- **Double-stroke single:** Practice playing the double-stroke single variation slowly and gradually increase the tempo. Focus on keeping the strokes even and consistent.
- **Triple stroke roll:** Practice playing the triple stroke roll slowly and gradually increase the tempo. Focus on keeping the strokes even and consistent.
- **Quadruple stroke roll:** Practice playing the quadruple stroke roll slowly and gradually increase the tempo. Focus on keeping the strokes even and consistent.

These are just a few of the many 練習 that you can use to improve your double stroke technique. The key is to practice regularly and focus on keeping the strokes even and consistent.

The double stroke drum rudiment is an essential rudiment for any drummer. It is a great way to develop your speed, control, and coordination, and it can be used in a variety of musical styles. By practicing regularly and following the tips in this guide, you can improve your double stroke technique and become a better drummer.



The Double Stroke Drum Rudiment: The Double Stroke Roll Around the Drum Set (Drum Rudiments Book 2)

by D. Mark Agostinelli

★★★★★ 5 out of 5

Language : English

File size : 14229 KB


Text-to-Speech : Enabled

Print length : 64 pages

Lending : Enabled


Screen Reader : Supported





An Extensive Guide to Road Races in the Southern United States: Discover the Scenic Routes, Elevation Challenges, and Post-Race Festivities

Welcome to the vibrant world of Southern road racing! The Southern United States is a treasure trove of captivating races that offer a unique blend...



How to Create Your Cosmetic Brand in 7 Steps: A Comprehensive Guide

The cosmetic industry is booming, with an estimated global market size of over \$532 billion. If you're passionate about beauty and have a knack for entrepreneurship,...